

MedeScan



Rainbow Mist

Humidifier

For customer inquiries please write to:
info@medescan.com.au or call **1300 736 330**

Please go to **www.medescan.com.au**
For the latest copy of our User Manual.

The manufacturer reserves the right to alter the specifications of the product without prior notification.
Copyright © 2010 TLC Diagnostics All Rights Reserved.

Medescan, a product of TLC Diagnostics.

Index

Introductions	Page 3
Features	Page 4
Safety Precautions	Page 5
Operating Precautions	Page 6
Notes	Page 7
Know your Rainbow Mist	Page 8
Choosing a Suitable Location	Page 9
Filling Instructions	Page 10
Operating Instructions	Page 12
Controlling the LED Night Light	Page 13
Caring for your Rainbow Mist	Page 14
Technical Specifications	Page 16
Troubleshooting	Page 17
Contact us	Page 18

Introduction

The Medescan Rainbow Mist is an Ultrasonic humidifier. An ultrasonic humidifier atomises water into ultra-fine particles of 1-5um using the principle of ultrasonic high-frequency oscillation, and diffuses the cool water vapour into the air through a pneumatic device to serve the purpose of even air humidification.

The ultrasonic technology is a well established technology that has been widely applied to different fields.

It is essential to use the Medescan humidifier Rainbow Mist in the way it was intended. You are therefore advised to read this instruction manual and the safety precautions carefully before use.

Utilising the Medescan Rainbow Mist in any way other than depicted in this manual may void the warranty of your unit.

Features

1. The Medescan Rainbow Mist is specifically designed to humidify the air with cold vapour using ultrasonic high frequency oscillation.
2. The Rainbow Mist features a Seven Colour LED night light. The light can be set to cycle through all seven colours or set to your favourite colour.
3. The Rainbow Mist's adjustable vapour flow puts you in control of your environment's humidification.
4. The Aromatic Diffuser allows you to diffuse your favourite oil or water based aroma.
5. The silent operation will ensure your loved ones get the best night sleep possible.
6. The Rainbow Mist will give you 10 hours of continuous use if run at maximum flow rate. If running at low flow rate, the Rainbow Mist will give you up to 20 hours of use.
7. The Rainbow Mist's two year replacement warranty will give you great peace of mind.

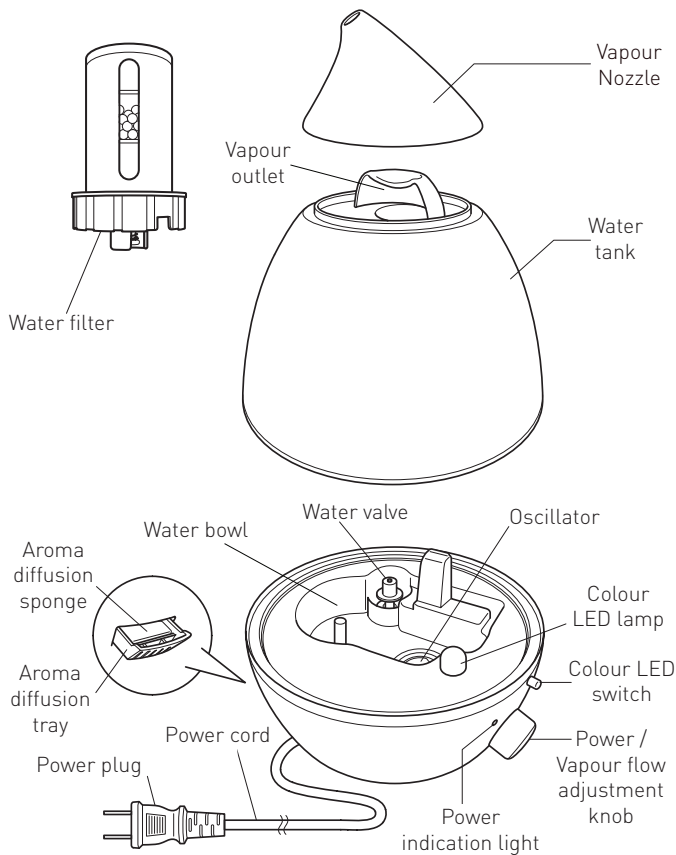
Safety Precautions

1. Do not replace the power cord without authorization. This appliance is not intended for use by persons (including children) with reduced physical, sensory or mental capabilities.
2. Do not plug into the power with a wet hand; otherwise there might be the risk of electric shock.
3. When the body is inclined, please handle this with the power cut off.
4. Do not touch the Oscillator upon starting; it will cause you to feel pain.
5. Do not disassemble the unit without cutting off the power to avoid an electric shock.
6. Do not dismantle the main base for repair or debugging by yourself.
7. Do not replace the power cord by yourself.
8. Keep any harmful liquids, such as cleaning agent, away from reach of children to avoid entering the unit by mistake.
9. Any modification or refitting to this unit without definite permission of our factory may cause damage to the humidifier and hazard to the user.
10. If the unit generates any abnormal sound or odour during operation, please shut it down immediately and disconnect the power plug.
11. Any repair must be done by an authorised repairman.
12. Before cleaning or moving the unit, please shut it down or disconnect the power plug.
13. Do not operate the unit with an empty water tank.
14. Do not scratch the ultrasonic oscillator with a hard object.
15. Do not let water flow or splash into the base to avoid damaging the internal parts.
16. Put the unit at a firm and flat place, avoid inclination and keep it steady.
17. Place the unit away from any heat source, such as a furnace, avoid direct sunlight.
18. Avoid direct spraying of mist onto the furniture and electric appliances,
19. Place the unit in normal room temperatures. Avoid operating the unit in chilly environments to avoid damage to the unit. If there is freezing inside, do not start unit until the ice has been cleared or melted.

Operating Precautions

1. Do not add hot water of over 45°C to the water tank and to avoid discoloration or distortion.
2. When the room temperature is below 0°C, please empty the water tank and water bowl. Icing of water can damage the components.
3. Do not place metals, chemicals and detergents into the water tank.
4. Do not put the aroma oil directly into the water tank or the water bowl of the humidifier.
5. When there is excess water in the water bowl, do not move it about to avoid overflow problems.
6. Keep the Rainbow Mist away from moisture sensitive furniture and electric appliances.
7. Do not add water into the water bowl directly.
8. When the unit is not to be used for a long time, please unplug from the power point.
9. Never pour out the water remaining in the water bowl without the power turned off.
10. When the water tank is full, the unit can operate for 9 - 11 hours at maximum flow rate.

Know your Rainbow Mist Humidifier

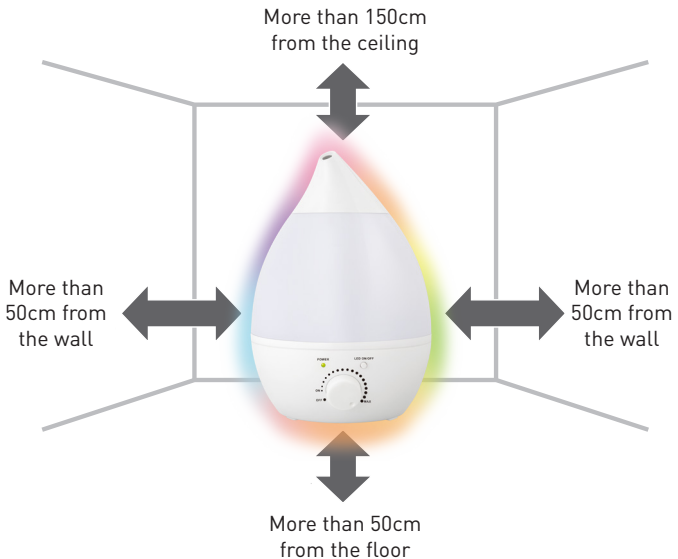


Choosing a suitable location




Caution

Do not direct the Rainbow Mist vapour flow at walls or furniture which is sensitive to moisture. Please adjust the vapour flow to the required comfort level and to suit the size of the room.

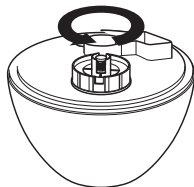


Filling Instructions

1. Remove the vapour nozzle from the water tank

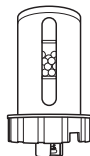


2. Invert the water tank and turn the filter cap counter-clockwise

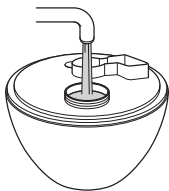


3. Remove the cap and the attached filter.

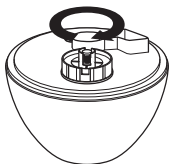
It is highly recommended that the filter be replaced after approximately 500 hours of operation.




4. Fill the tank with clean water at room temperature.



5. Screw the cap and filter, wipe off excess water drops around the water tank.

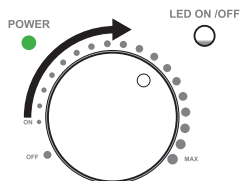


5. Put the water tank back on the base. Secure the nozzle on the water tank.

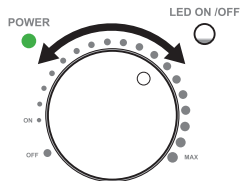


Operating Instructions

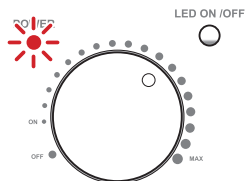
1. Turn the main control knob clockwise. The power indicator lights up green and humidification begins.



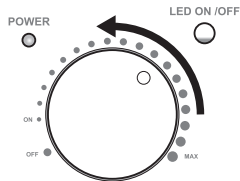
2. Adjust the humidification level by turning power / humidification control knob. The humidification, vapour level increases by turning the knob clockwise.



3. When the LED flashes Red, the water level is low. Humidification will stop. Please turn off the power and unplug from the main power supply. Refill water tank as per previous instructions.

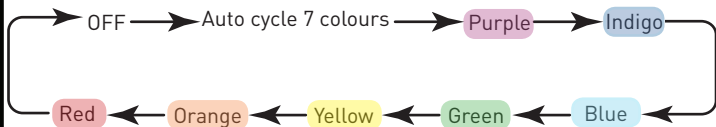
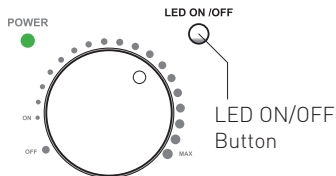


4. To stop the humidification, turn the main vapour control knob counter clockwise until a click is heard, the switch is now off. The LED light also turns off.



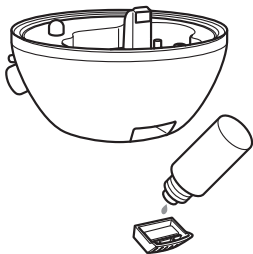
Controlling the LED Night Light

1. The Rainbow Mist night light, lights up when you press LED ON/OFF button. The LED lights will change as per cycle shown below.



Using the Aroma Diffuser

1. Remove the Aroma diffusion tray in the rear. Simply hold the tray, lift and pull out.
2. Soak the Aroma diffusion sponge with your favourite oil or water based aroma.
3. Replace the Aroma diffusion tray.
4. Turn on the Rainbow Mist humidifier and enjoy the aroma.



Caring for your Rainbow Mist Humidifier

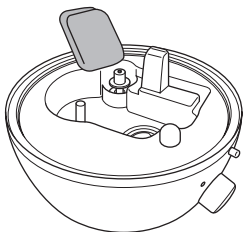


Caution

Before caring or cleaning your humidifier, please switch off the power and unplug from the mains power.

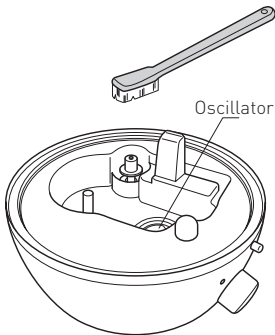
Caring for the Body

1. Remove the nozzle and water tank
2. Using a clean cloth, wipe accumulating dirt and excess water from the bowl top.



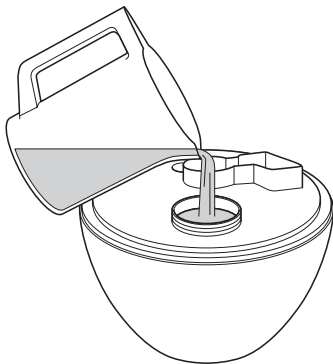
Caring for the oscillator

1. Remove the nozzle and water tank
2. Wipe off the excess water from the humidifier bowl.
3. With a soft toothbrush, clean the metal surface of the oscillator
4. Rinse well with fresh water.
5. Dry Thoroughly



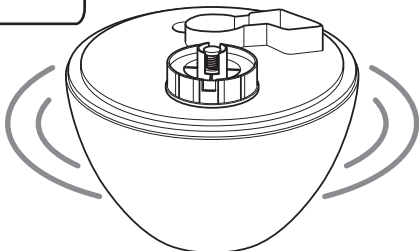
Cleaning the water tank

1. Remove the nozzle and water tank
2. Remove the filter cap.
3. Clean the tank with a diluted vinegar solution.
4. Rinse extremely well, taking care not to leave any cleaning residue in the tank.
5. Dry thoroughly.
6. Store in original packaging if not used for extended period of time.



Caution

If using a commercially available cleaning agent, please ensure to follow the exact manufacturer instructions.



Technical Specifications

Problem	Advice
Model name	Rainbow Mist
Rated voltage	AC 220 - 240V 50/60Hz
Power consumption	22 W
Maximum jet flow	280 ml / hr
Water tank capacity	2.8 Litres
Continuous use time	Approximately 10 hours at maximum flow rate
External dimensions	200 (W) x 207 (D) x 291 (H) mm
Weight	0.98 Kg
Country of Manufacture	China

Troubleshooting

If you have problems while using your Rainbow Mist humidifier, please refer to this guide to help resolve the problem. If the problem persists, please contact our customer service department at: 1300 736 330.

Problem	Advice
Power does not turn on	The power cord is disconnected. Plug in to main power supply.
<ul style="list-style-type: none">The humidifier does not work.The humidifier does not blow out enough vapour.	<ul style="list-style-type: none">There is not enough water in the water tank. Refill the water tankEnsure the humidifier is placed on a level horizontal surface, and the tank is installed correctly.Ensure the variable control knob is on the correct setting.Ensure there is no dust or mineral build up on the oscillatorEnsure the float is functioning properlyIf no vapour is produced, ensure the oscillator is not damaged
<ul style="list-style-type: none">The vapour smells	<ul style="list-style-type: none">The humidifier bowl and oscillator may be dirty. Clean the oscillator and bowl as per instructions.Change old water and replace with fresh clean water
<ul style="list-style-type: none">There is a water leak	<ul style="list-style-type: none">The water tank, filter cap is loose. Please tightenThe water tank may not be inserted correctly, reinsert properly



Rainbow Mist

Humidifier

For Customer inquiries, please write to:
info@medescan.com.au or call **1300 736 330**

Please go to **www.medescan.com.au**
find the latest copy of our user manual
Medescan is a product of TLC Diagnostics Pty Ltd

The manufacturer reserves the right to alter the specifications
of the product without prior notifications.

Copyright © 2010 TLC Diagnostics Pty Ltd All Rights Reserved