




ASSEMBLY INSTRUCTIONS

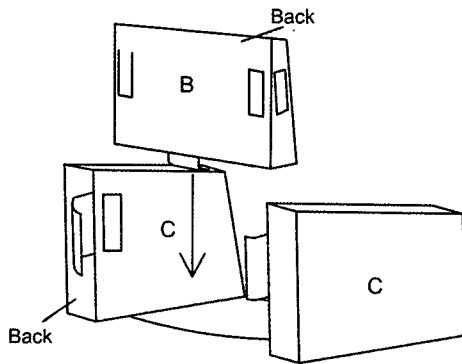
ITEM NO:4018511 & 4018513

Parts required

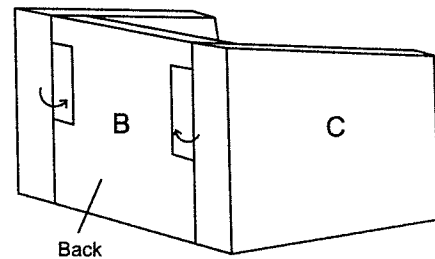
Part	Part Description	Picture	Quantity	Part	Part Description	Picture	Quantity
A	Seat Foam		1PC	C	Armrest		1PC
B	Backrest Foam		1PC				

Warm Prompt : To prevent kids from opening the sofa, we use a childproof safety zipper that comes without a pull, it can only be opened using a paperclip

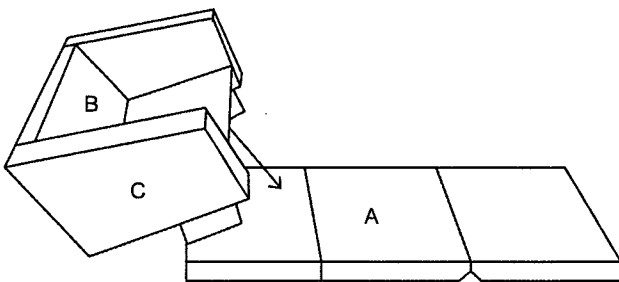
Step 1:
Attach the Backrest Foam(B) to the Armrest (C)



Step 2:
Align the velcro position , then fix them completely



Step 3:
Put the assembled sofa body on the Seat Foam (A)



Step 4:
Align the velcro position , then fix them completely

